



INDIRA GANDHI DELHI TECHNICAL UNIVERSITY FOR WOMEN
ACADEMIC BRANCH

F.No. IGDTUW/Acad./Notice/2020

18th Sep.,2020

NOTICE

All the students of 5th Semester 7th Semester and 9th Semester of IGDTUW are required to Register online in IGDTUW portal latest by 1st Oct,2020 . The students should update their profile and pay annual fee on <https://igdtuw.in/IGDTUW> online portal. The annual fee has to be paid by students is given below.

Course name	2014-15	2015-16	2016-17	2017-18	2018-19
B.Tech.				75000	80000
B.Arch.			85000	90000	95000
M.Tech. Part time					80000
Ph.D	22000	25000	25000	30000	33000
MCA					80000

Note that the students of 5th semester, 7th Semester and 9th Semester don't have to Register for subjects as they had already registered for subjects in Exam portal of IGDTUW, so they only have to update their profile and pay the annual fee

User manual for online Registration is attached below. In case any help is required the student may contact the email id and phone number given on the User Manual given below. The students are required to complete the Registration Process within the date mentioned above, after which a fine will be imposed on the students for late payment of fee.

Registration ID is your Enrolment No. and default password is **igdtuw@2020**. You must change your password after logging in.

**Professor D. K. Tayal
Dean (Academic Affairs)**

Copy to:-

1. Hon'ble Vice-Chancellor, IGDTUW
2. All HoD(s) (ECE, CSE, IT, MAE, B.Arch., ASH)
2. Incharge Web server request to upload the notice on University website.



Dr.Dhanjay Yadav
AR, Academics Branch



Indira Gandhi Delhi Technical University for Women

USER MANUAL FOR STUDENTS

**Student Profile Update, Semester Registration and
Student Fees**

**Submitted By
CampusEAI**

URL: <https://igdtuw.in/IGDTUW>

Step 1: On Login Screen:

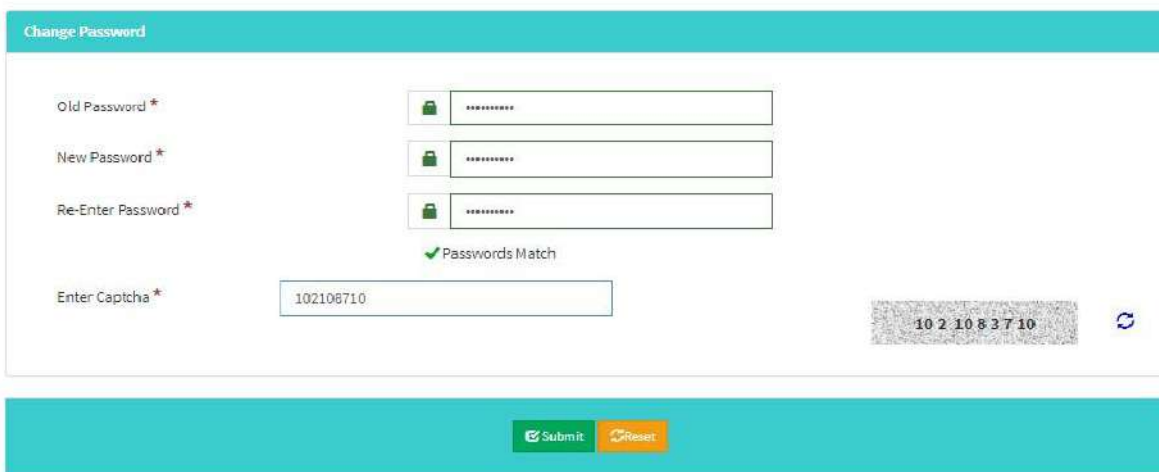
Student has to enter the Username → Enrollment Number and Password (sent on the student's mail id) or you can use Igdtuw@2020. Then, for login enter the CAPTCHA. Press Sign In button.

NOTE: If the Student forgets the password then, the student can reset her password through Forgot Password button.



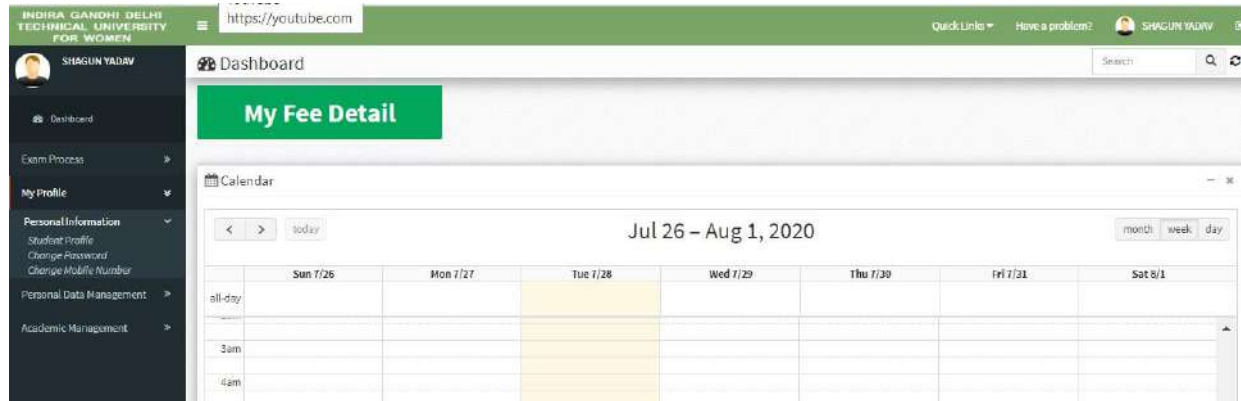
Step 2: Password Change:

Student has to enter the old password and new password, along with CAPTCHA. This step assists student in creation of a new and strong password.



Step 3: In Student Profile:

After changing the password, Student will be able to update her Profile, Password and Mobile Number.



Step 4: Profile Update:

For updating the profile, press the Update button and complete profile page will appear. Make the necessary updates on the profile. (* : fields are mandatory). After filling up the information, the Student have to click the SUBMIT button. This step updates the student's profile.

NOTE:


- In the official email id, student has to enter their provided igdtuw mail id. (e.g. riyasharma@igdtuw.ac.in).
- In case the student has not received her official email id, then the student can contact inchargeits@igdtuw.ac.in.

Parent Contact Details

Notes:

- This window for the academic year 2019-2020 is open from 01-08-2020 00:00 to 31-08-2020 12:00 .
- Details can be updated only if within timeline

Student Profile Update

Registration No.:	00101012019	
University Enrollment No.:	00101012019	
Student Name :	ISHITA GOSAIN	
Gender:	FEMALE	
Date Of Birth :	04-08-2020	
Student Status :	Active	

Personal Details

Upload Profile Pic	download.png	Browse...	
Student Name	RIYA VERMA	Enrollment No	07701022019
Joining Date			
Gender	FEMALE	Date Of Birth	05-12-2000
Programme	BACHELOR OF TECHNOLOGY	Branch	ECE*
Specialization (Applicable For PG Only)		Student Current Status	Active
Batch	2019		
Programme	BACHELOR OF TECHNOLOGY	Branch	ECE*
Specialization (Applicable For PG Only)		Student Current Status	Active
Batch	2019		
Nationality	India	Religion	Hinduism
Category	Other Backward Classes(OBC)	Sub Category	PwD
Mother Tongue	Hindi	Adhaar Number	123456789012
Personal Identification Mark	mole on right hand	Marital Status	Single
Region	Delhi	Are You Receiving Any Scholarship/Fellowship/Award?	<input type="radio"/> No <input checked="" type="radio"/> Yes
Name Of The Scholarship/Fellowship/Award		Amount (If Applicable)	0.0

Permanent Address

Permanent Address *	RB-116, RBI Colony, Sector-6, RK Puram	City *	Delhi
Country *	India	State *	Delhi (UT)
Pin Code *	110022		
Upload Address Proof	Upload File(s)	Uploaded File(s)	Select Some Options

Correspondence Address

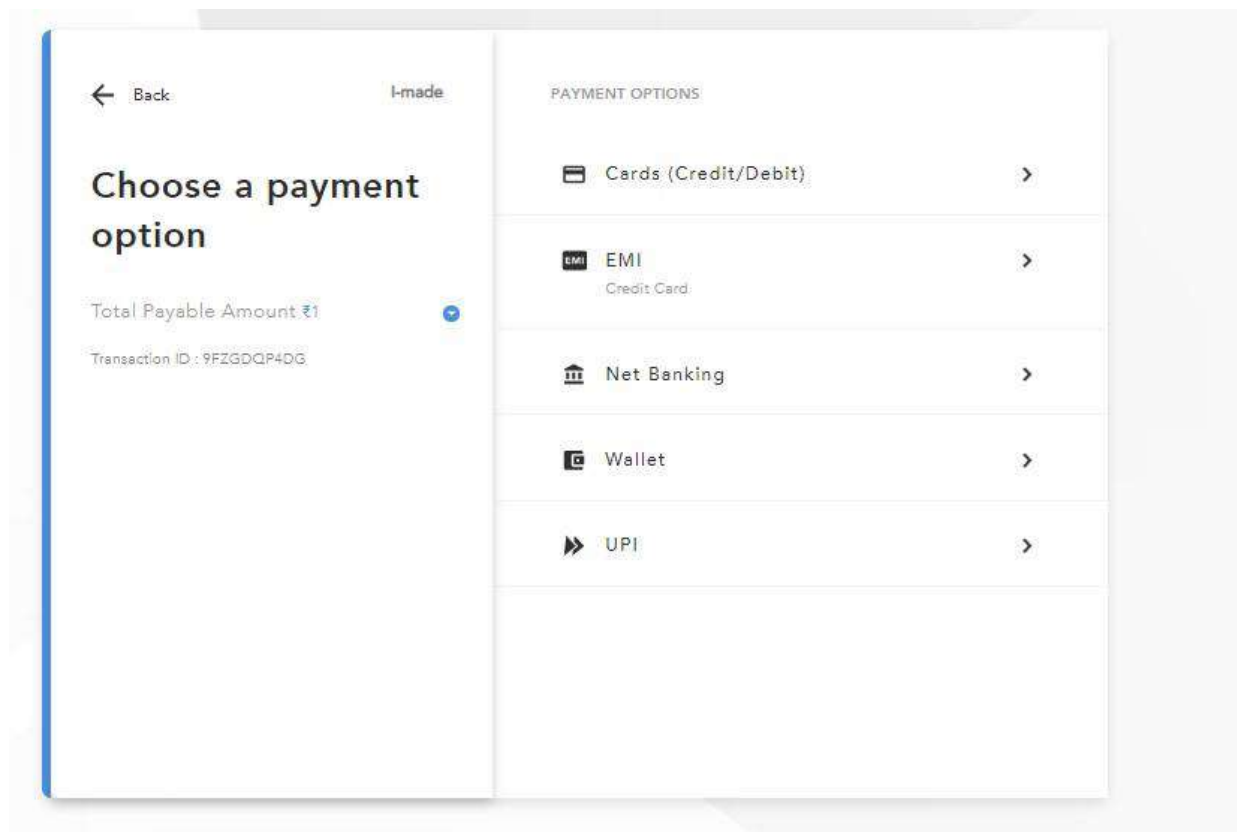
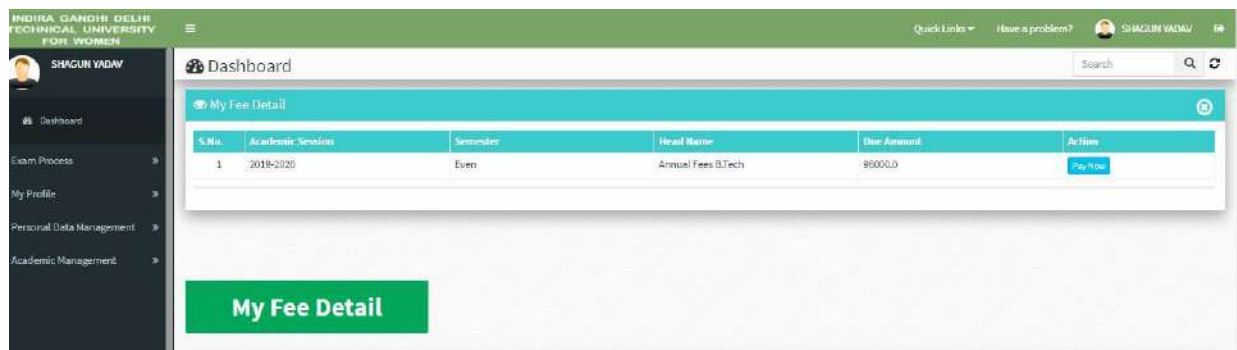
Correspondence Address *	RB-116, RBI Colony, Sector-6, RK Puram	City *	Delhi
Country	India	State	Delhi (UT)
Pin Code	110022		

Declaration

I hereby declare that I have reviewed all of the details furnished above and updated them, if required, so that they are true to the best of my knowledge and belief. I undertake to inform IGDTUW of any changes therein, immediately.

Step 5: Fee Details:(Not applicable for First Semester Students)

On the Dashboard, there is a button of My Fee details. After clicking that button, the student has to click the Pay Now button to pay her Yearly Fee.



HELPDESK

For any Non-Technical issue please contact: academicsonline@igdtuw.ac.in

For any Technical issue please contact: noreply.igdtuw@gmail.com

For any correction related to Date of Birth (D.O.B), please contact: academicsonline@igdtuw.ac.in (along with copy of D.O.B. proof)

For any Payment/Fee Transaction related query, please contact: +91-7428396868